



Konami Card Game Network (KCGN) Guide

Viewing the WCQ Invite List

To View the 2024 WCQ Invite Lists

- In order to verify whether or not you have earned an invite to the North America World Championship Qualifier, Central America World Championship Qualifier, or South America World Championship Qualifier, log in to your KONAMI CARD GAME NETWORK account
- Follow the instructions on the following slides to log in to your account to access the Invite Lists

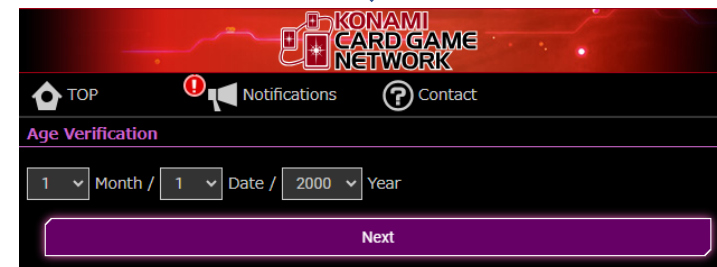
Logging in to KCGN

First you have to log in to KCGN using this link: <https://cardgame-network.konami.net/top>

Click the **Sign In** button and log in to your account.

If you have not created an account, need to reset your password, or recover your account, please also follow these steps as these options come later in the process.

You will need to select your country of residence, and if required due to your country of residence, enter your date of birth to continue.



Logging in to KCGN

After verifying your age, you will be taken to a page to log in to your KONAMI ID. You use your KONAMI ID in order to log in to KCGN. If you have previously logged in to *Yu-Gi-Oh! NEURON*, *Yu-Gi-Oh! DUEL LINKS*, or *Yu-Gi-Oh! MASTER DUEL*, you would use the same account here to log in to KCGN.

Make sure you select all boxes with the character shown to successfully log in.

If you have a KONAMI ID account, but have forgotten your password, you can use the **Forgot Your Password?** link to reset your password. This will send an email to the email address on file to help reset your password. If you need help recovering your KONAMI ID account, please submit a ticket through this link:

- https://www.konami.com/games/inquiry/form/konami_id/en/

Response times to account recovery requests vary with the number of requests received, so please be patient and wait on a response to your ticket. Other teams at KONAMI are unable to help with account recovery due to data privacy concerns.

If you have never signed up for an KONAMI ID account, you can create one through **Register** link on this page.

KONAMI ID

KONAMI ID / E-mail address

Password

Please check all boxes with this character.

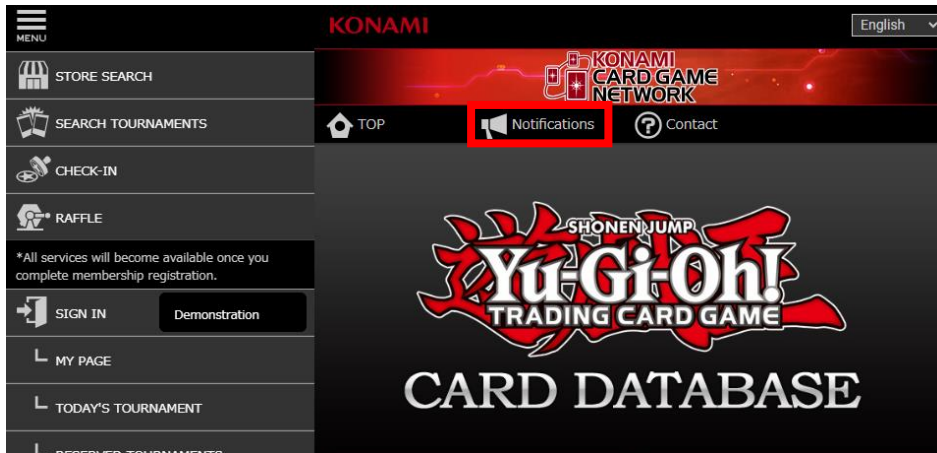
Log In

[Forgot Your Password?](#)

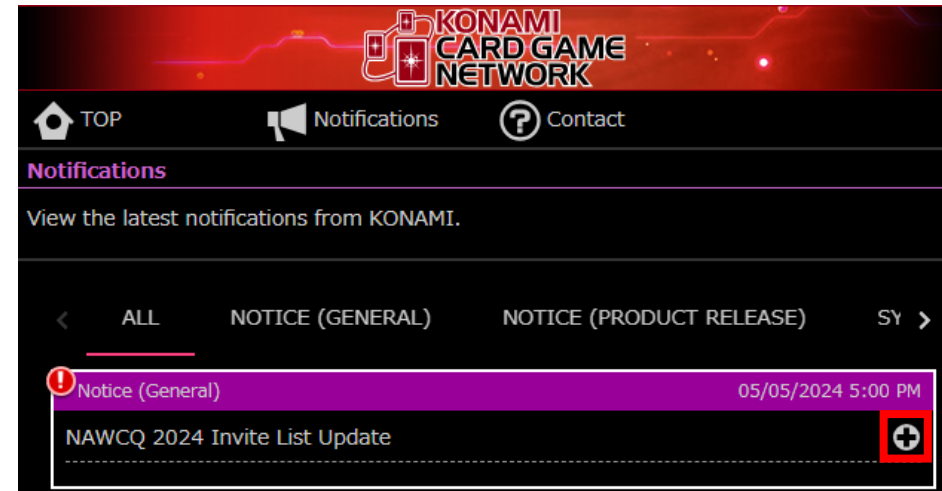
[Don't have a KONAMI ID? Register](#)

Viewing the WCQ Invite List

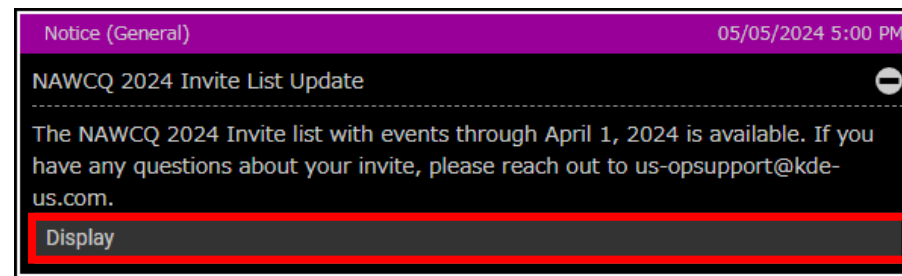
After you have successfully logged in to your KONAMI ID, click on the **Notifications** option at the top of the page.



On the *Notifications* page, click on the plus icon for the Invite List you wish to view to expand the notification



After the notification is expanded, you can click on the **Display** button to download the invite list. If you have any questions about your invite, please reach out the email address found in the notification.



Frequently Asked Questions

- You must be logged in to KCGN in order to view the Invite List.
- If you have any questions on logging in to KCGN, please reach out to us-cardsupport@kde-us.com if you live in the United States, or la-opsupport@konami.com if you live in Central or South America.
- Please note, if you encounter errors, error messages, please report them to the email above for the region in which you live.